



NATIONAL EXTRAVAGANZA SHOW RULES 2025

PRESENTATION FOR SHOWING

Horses can be shown clipped or in natural coat. Mane and tail are to be natural and free flowing but these can be plaited for jumping, obstacle and driving classes.

Horses to be shown in natural colour of coat, mane and tail. Although discreet use of equine makeup and use of dye to return a sun bleached mane and/or tail to its natural colour is allowed.

Any horse, 2 years & over, may be shown in halter classes in a bit. This does not include showmanship.

Cat C horses may be shown with their manes & tails free flowing OR plaited.

Any horse/s presented at a show that have an obvious poor Body Condition Score, may be asked by the Judge/Show Management to be excused from the ring for Animal Welfare Reasons.

Correct back numbers must be worn in the ring.

ELIGIBILITY FOR SHOWING

All horses entering the AIMHCNZ National Extravaganza Show must be registered with AIMHCNZ. No pending registrations will be accepted.

HEIGHTS

MINIATURE HORSE CATEGORY A - height requirements are:

Foals and Weanlings must not exceed 30" (76.20cm) in height

Yearlings must not exceed 32" (81.28cm) in height

Two year olds must not exceed 33" (83.82cm) in height

Three years old and over shall not exceed 34" (86.36cm) in height

MINIATURE HORSE CATEGORY B - height requirements are:

Foals and Weanlings must be over 29" (73.66cm) and over and not exceed 33" (83.82cm)

Yearlings must be over 31" (78.74cm) and not exceed 36" (91.44cm)

Two year olds must be over 32" (81.28cm) and not exceed 37" (93.98cm)

Three year olds and over must be over 33" (83.82cm) and not exceed 38" (96.52cm)

MINIATURE HORSE CATEGORY C - height requirements are:

Foals and Weanlings must be over 32" (81.28cm) and not exceed 36" (91.44cm)

Yearlings must be over 35" (88.90cm) and not exceed 38" (96.52cm)

Two year olds must be over 36" (91.44cm) and not exceed 40" (101.60cm)

Three year olds must be over 37" (93.98cm) and not exceed 42" (106.68cm)

Four year olds and over must be over 38" (96.52cm) and not exceed 42" (106.68cm)

If it is seen that any horses have their mane clipped higher than usual at the wither and it is unable to be measured at the last hair of the mane, the matter will be presented to the show committee. The horse could potentially be disqualified.

AIMHCNZ will recognise and accept AIMHCNZ or RAS current height certificates. AIMHCNZ measuring can be done at the show. Days and times are stated in the Schedule.

MINIMUM ACTUAL AGE OF HORSES FOR THE FOLLOWING DISCIPLINES

Halter - Foals 16 weeks
Long Reining - 24 months
Hunter/Jumper - 36 months
Harness - 36 months

Trail - 12 months
Hunter/Jumper – Introductory - 24 months
Fault and Out or 4 Bar - 36 months

SHOWING OF FOALS / WEANLINGS

- Foals must be 16 weeks or over to compete at a show in the foal/weanling classes.
- The Foal MAY be shown alongside its dam in the ring. The dam to be presented in a clean and tidy manner acceptable for the show ring, failure to comply may see the dam excused from the ring by Show Management.
- Both the dam and foal must be haltered and under control by separate handlers at all times while on the show grounds, except in the yard/stable.
- If the foal and dam are at the show together but the foal is to be presented without the dam, the dam must **NOT** be left unattended, either tied up or in a stable/yard, until the foal is returned to her side.

MINIMUM AGE OF HANDLERS

Age of handlers is, as at actual age.

- Youth - minimum age 5 years.
- Youth jumping a horse - minimum age 9 years.
- No youth under the age of 12 years are to handle a Cat C horse at the venue.
- If handling an entire male horse, from the age of 1 year plus, the handler needs to be 16 years or over, this includes outside of the ring.
- Handlers who are from 5yrs to 8yrs may have an adult accompany them in the ring without penalty.
- Harness Classes – Minimum age 9 years – All youth are to have a header.

Junior Youth - 5 to 11 years - if a junior youth turns twelve during the season they may carry on in junior youth for the duration of the season so as not to lose points accrued in junior youth for Halls of Excellence & High Point competitions through the season.

Senior Youth - 12 to 17 years - if a senior youth turns eighteen during the season they may carry on in senior youth for the duration of the season so as not to lose points accrued for Halls of Excellence & High Point competitions through the season.

HEIGHT VERIFICATION

A horse can be requested by the ring steward, show manager or show committee to be height verified at any time prior to, during or after the show and must be presented to the committee to be measured within 10 minutes of notification.

Failure by a competitor to produce a horse for a height verification measure as requested within 10 minutes will result in the disqualification of the horse from the show and the forfeiting of any ribbons/prizes or points gained during that show.

The measure will take place in accordance with the AIMHCNZ Height Verification Rules.

If the show committee sees fit the owner/handler may also be disqualified from the rest of the show.

Where a AIMHCNZ height certificate was presented for the horse, the new measure will be recorded on this.

SUBSTITUTES

No substitutions will be allowed after the start of competition each day. A Substitution is allowed when a horse is scratched from the whole of the show for handler classes only. ie: Unity, Best Presented, Showmanship, Youth, Masters or Mens.

You must get permission from the Show Manager/s before the start of competition each day.

CONDUCT

AIMHCNZ retain the right to refuse entries from any competitor.

Exhibitors and/or owners may not protest the judge. The judge's decision is final.

Unsportsman like, abusive or detrimental behaviour towards the show committee, judge, other competitors and/or horses will not be tolerated and Show Management will have the power to suspend any offender for the duration of the show.

PROTESTS

Protests can only be made by competitors ie. owner/handler/leasee. Any protest must be made in writing to the Show Manager within an hour of the alleged incident and the protest shall be accompanied by a \$50 fee in cash. The protest will be adjudicated by the Show Manager and two other committee members not involved in the protest. If the protest is sustained the \$50 will be returned to the protestor. If it is not sustained the fee shall be forfeited and retained by AIMHCNZ.

The protestors name/s can remain anonymous to all, but the protest committee, if requested.

If a protest is made on a horses height, the owner/handler must follow the AIMHCNZ procedure, otherwise they will forfeit any awards the said horse has won and the horse will be disqualified from the rest of the show.

PROCEDURE FOR HEIGHT PROTESTS

A horse being protested on height can only be protested within an hour of its first class, excluding best presented or any unity class, held on the performance day or the breed days and must be presented to the protest committee for measuring within 10 minutes of notification of protest.

The horse must not have it's hooves trimmed in this time and if there is any sign of lameness due to feet being filed too short this shall result in disqualification.

The measure will take place in accordance with the AIMHCNZ Height Verification Rules.

The measuring of the horse can be viewed by the owner/handler and also the protester if desired, they do not have to be present. They are not to interfere, or show any threatening behaviour, if they do they will be asked to leave and/or the horse will be disqualified from the show.

If it is found that the horse is over height it will be stripped of any awards/prizes from the show and disqualified for the remainder of the show.

COMBINING / SPLITTING / CANCELLING OF CLASSES

Show Management may reserve the right to combine, cancel or split classes as required, if warranted.

BREED CLASSES

The breed classes are divided into three different types, Foundation, Classic & Modern.

All Modern American Shetland and Derivatives of, are to show in the Modern classes.

If you feel that your AS or Derivative AS does not fit in the Modern Class you can approach the AIMHCNZ approved typing assessors to determine which class your horse falls into. If you enter the show, and you are unsure, again, you may approach the AIMHCNZ National Show delegated typing assessors to help you decide. If the typing assessors agree that the said horse is in the wrong type the horse can then change and be entered into the correct class for its type.

The typing assessors reserve the right to view horses before the show has started, to determine that they are entered in the correct class.

The assessment will take place in accordance with the AIMHCNZ Assessment rules.

If the typing assessors inspect the horse and deem it to be entered into the wrong class, the class entered will be changed in accordance with the typing assessors ruling.

In the event that a horse is not inspected and reaches the ring, the ring steward has the right to prevent the horse from showing in that class. It can then be shown in the correct class. If the correct class has already run eg. If a foundation horse is presented for a classic class, the horse will be permitted to continue but the owner/handler will be advised by the typing assessors of the correct class for future shows.

Assessment of any horses will only be done in person and will NOT be done from photographs.

Any decision made by the typing assessors is to be final.

The owner/handler of the horse can accept the decision and show in the appropriate class or scratch the horse. No refund will be given as the horse can still show in the appropriate class.

Please refer to www.aimhcnz.org.nz for descriptions of the 'Types'.

All Stallions aged 4 years and over must have visibly descended testicles, judges will be instructed to penalise, and place appropriately depending on the severity of this fault.

Where the presence of an over/under bite is to the degree that the front top & bottom teeth do not touch, judges will be instructed to penalise, and place appropriately depending on the severity of this fault.

There are to be no brood mares alongside the ring during the show.

NZ BRED CLASSES

The sire and dam of horses entering these classes must have been bred & born in NZ, they cannot be imported; this includes horses that came into NZ in utero.

If your horse has been hard shipped with unproven parentage it cannot be entered into this class.

SUPER SENIOR CLASSES

For horses 10yrs and over as of the 1st August.

If your horse has been hard shipped with unproven parentage it cannot be entered into this class. Once your horse has been registered for 10yrs it may then enter.

MASTERS CLASSES

These classes are for handlers that are 50 years (actual age) and over only.

One horse per handler for all Masters classes. You may not use different horses for each class or swap horses unless the horse entered has been scratched from the whole show.

See masters workout at the back of the show rules.

MENS CLASSES

These classes are for men handlers that are 18 years (actual age) and over only.

One horse per handler for all Mens classes. You may not use different horses for each class or swap horses unless the horse entered has been scratched from the whole show.

BREED HALTER WORKOUT

The workout will be explained by the ring steward on the day of the show.

JUDGING OF SUPREME CHAMPIONS

All National Grand Champions & Reserve National Grand Champions are to be presented for the judging of the AIMHCNC National Supreme & Runner Up Supreme Champions.

AIMHCNZ GRAND SUPREME HALTER HORSE

All the AIMHCNZ National Supreme Halter winners of day two are to compete for the AIMHCNZ Grand Supreme. All horses will be required to do a breed work out. They will be scored by both judges and the judge's scores combined. The horse with the most points will be the winner. Judge 1 will be the call judge if points are equal.

CRITERIA FOR INTRODUCTORY, NOVICE & OPEN

Introductory - Horses to have had less than 3 wins, against company with the exception of hunter where the horse must be 36 months of age (actual age) before they can go into novice. These classes are not eligible for All Round Horse, Hi Points, Halls of Excellence or Performance Challenge.

Novice - Horses or Handlers to have had 3 wins in introductory and to have had less than 6 wins in novice, against company.

Open – Horses or Handlers to have had 6 wins or more, against company, must compete in open.

A horse or handler with less than 3 wins in Introductory is permitted to enter Novice classes, however it/you cannot return to introductory after it/you has competed in a Novice class.

A horse or handler with less than six wins in novice is permitted to enter Open classes, however it/you cannot return to novice after it/you has competed in an Open class.

A spread sheet has been compiled by AIM for introductory, novice and open horses that compete in performance. Results are taken and include shows from all AIMHCNZ, NZMHA, RAS and NMHSNZ.

SHOWMANSHIP

Handlers are to present themselves and their horses in a tidy manner. Handlers should have appropriate attire complete with hat and gloves. The combination of horse and handler should give an overall pleasing appearance.

The horse and handler are a combination to demonstrate the exhibitor's showmanship skills and ability. The handler will be judged on their ability to show the horse to the judge at all times throughout the class including: setting up in line, during the pattern and when presenting the horse to the judge. The handler will be judged on their smoothness and tidiness in quartering, accuracy in following the pattern, and handling of the horse eg. squareness of halts, correctness of pivot (turn on the haunches) and smoothness of turns and transitions. The conformation and paces of the horse will not be judged.

Workout

Each exhibitor will be required to perform an individual workout of one of the AIMHCNZ Showmanship Patterns. Patterns to be used for each class are in the schedule and program and will be posted on the day of Showmanship classes. Patterns, including quartering, are at the end of the Show Rules.

If you are instructed to wait in the holding ring after completing your showmanship pattern for your class, you must not leave the holding ring until your class has been called back into the ring to line up to complete judging. Leaving the holding ring will result in disqualification from the class.

Quartering

This system results in the exhibitor always being in a safe position, the exhibitor always being able to see the judge and the horse's position, the exhibitor always being in a position to keep the horse's hindquarters from swinging towards the judge should the horse become fractious and unsafe for the judge, and the judge being in a safe position at all times to evaluate the exhibitor's ability to show the horse as desired.

See patterns and a diagram of quartering at the back of the show rules.

PERFORMANCE CLASSES

At no point shall a competitor view the judges score sheets, the judges decision is final.

LONG REINING

Horses should exhibit a pleasant, well mannered and obedient temperament, displaying correct and fluid movement in all required paces. Although preference in judging will be given to horses who can demonstrate collected movements in the manner of Pleasure Driving. Horses entered in Long Reining may NOT compete in any other driving class at the same show.

If there are Novice and Open Long Reining classes, a horse that have competed in harness and is deemed Open, will be classed as an Open horse in Long Reining.

Horses that are Novice in Long Reining, the criteria rule for novice and open will apply.

Compulsory Equipment

- Standard bridle without blinkers.
- Bits must not be able to be pulled through the horses mouth. Suitable bits are: - Snaffle with half cheeks - Driving bits - D ring snaffle - Half Spoon snaffle - Egg Butt Snaffle - Tom Thumb. Loose ring snaffles are not permitted.
- Harness saddle, or standard roller with D rings (padded or plain).
- Reins – length to suit, but must not be able to be walked on, made of any safe material, and reins to be split.
- Driver must be suitably attired, and may wear gloves.
- Whip suitable for driving.

Optional Equipment

- Cavesson noseband (fitted above bit);
- Saddle cloth or pad.
- Crupper

Prohibited Equipment

- Full driving harness, breastplates, martingales, over checks, breeching;
- Any auxiliary equipment not specifically mentioned as compulsory or optional should be considered prohibited.

Gaits required in show workout

Walk: - A free regular forward moving walk.

Collected Trot: - The trot is slower and more collected but the horse should indicate willingness to be driven on the bit while maintaining a steady pace.

Working Trot: - This is a clear but not excessive increase in pace and length of stride from the collected trot.

Workout

- Horse shall be driven into the arena at a walk in a clockwise direction, and be required to work out individually from the line up.
- An individual workout is required - Horses will be required to show walk and collected trot on a circle on both reins (e.g. figure of eight circles of even proportions), working trot in a straight line, stand quietly and attentively at halt, and rein back 3 - 5 steps.
- Safe Position of Driver - Drivers shall be positioned a suitable distance from the horse to allow good control without being at unreasonable risk.
- At walk, when trotting on a straight line, and in the rein back, the driver may stay behind the horse or be slightly to one side. When trotting on a circle the driver should remain on a inside track to the horse, either stationary/ pivoting in the centre of the circle or walking a small circle.

HARNESS RULES

General Driving Rules

Horses must be sound.

Only single hitches are allowed.

Correctly fitting breeching or thimbles are optional in all harness classes in the show ring;

An appropriate whip shall be carried at all times, the maximum length of which can reach the horses shoulder;

Running martingales, overchecks and side checks are permitted.

Examples of suitable bits are;

- Snaffle with half cheeks
- Driving bits eg. Liverpool
- Half Spoon snaffle
- D ring snaffle
- Egg Butt snaffle
- Tom Thumb

Loose ring snaffles are not permitted.

Blinkers are optional for all classes except Long Reining where they are prohibited.

Safety Driving Rules

All persons participating in Driving Competitions should have safety foremost in their minds.

All drivers are to wear a tagged safety helmet at all times. Helmets must comply with current safety requirements and must have a current tag.

A horse must never be left unattended while hitched or being put to a vehicle.

Competent adult co-drivers are optional for youth drivers.

Headers are mandatory for all youth.

Passengers must enter the vehicle from the near side after the driver is seated with the reins in hand and the passengers must dismount first.

If the number of entries exceeds safety for the size of the arena, the class will be divided by the Show Manager or Ring Steward into sections from which the best four horses per section will return for a final drive off;

No horse is to be hitched to a cart and driven for it's first time at a show. No show may be the horse's first public outing in harness.

Ring Rules and Manners

A minimum 10 minute warm up period will be offered in the ring before the commencement of each division.

There will be allowed one (1) adjustment of equipment, in the ring, by an attendant after the commencement of the class.

The judge may excuse from competition any unsafe vehicle or equipment or any unruly horse.

A header is an appropriately attired adult. The header shall take no action that will affect the performance of the horse. The header must not have a whip and shall remain at least two paces distant from the horses head when the judge is inspecting the horse and at all other times, unless assistance in controlling the horse is required. Headers are compulsory for all youth drivers and optional for other drivers but compulsory for a horse if directed by the judge.

Horses should enter the ring anti clockwise at a pleasure trot.

After entering the ring drivers should take an inside track until all other competitors have entered.

Drivers must drive on the rail i.e. as close to the outer side of the ring as is safely possible.

Drivers must drive at a safe distance behind the horse and vehicle in front;

Passing is permitted on the inside or by crossing the ring into space to ease congestion, but the driver must return to the rail immediately.

A driver is permitted to talk quietly to their horse, but shouting, loud talking or whistling is not permitted.

At the completion of judging and on instruction of the steward, the drivers should exit the ring at a trot in order of placings, after a circuit of the ring, all in an orderly manner.

DRIVING ATTIRE

Gentlemen to wear a coat or jacket, shirt (arms to be covered), and trousers, tie, gloves and a tagged safety helmet.

Ladies to wear a dress, tailored suit, skirt or slacks (arms to be covered), with a blouse, vest or jacket, gloves and a tagged helmet. All helmets must comply with current safety requirements and must have a currant tag.

A dress hat may be worn for best presented only, this hat is not to be worn at any other time eg. warm up.

All drivers legs must be covered and it is optional to wear a driving apron.

If the class is held in the evening it is acceptable to wear evening attire (arms do not have to be covered).

For roadster classes, drivers must wear colours (roadster silks), trousers, boots and a tagged safety helmet.

You must carry a suitable whip for all classes.

BEST PRESENTED HARNESS CLASSES

Judged on a points system i.e. Horses: 50 points, Vehicle: 20 points, Harness: 20 points, Driver: 10 points, for overall appearance, cleanliness.

There are to be no sulkies or roadster silks in this class.

There is no workout required for the class.

Horses are to enter the ring in a clockwise direction at a walk and line up as directed by the ring steward.

PLEASURE DRIVING

Single hitched horses to be shown hitched to a two (2) or four (4) wheel lightweight vehicle of appropriate size for the horse. The vehicle must have a basket or safe suitable floor.

Your vehicle & harness should fit your horse, be safe and well maintained, with them being correct for the type of turnout.

Gaits

Walk:

- Four beat flat footed and ground covering.

Pleasure Trot:

- Two beat diagonal gait. Overall balance with freedom of movement, relaxed and easy going.

Working Trot:

Lengthening of stride from a Pleasure trot with ease and freedom of movement. Excessive action and speed will be penalised. The horse should give the distinct appearance of being a pleasure to drive on a light rein with a relaxed head and neck carriage and perform willingly and smoothly.

Work Out

Horses are to enter the area in an anticlockwise direction at a pleasure trot;

Horses are to be driven on both reins at a walk, pleasure trot and a working trot and are required to stand quietly and rein back a minimum of three paces.

Basis of Judging

Horses will be judged in the following order;

1st - Quality of Performance

2nd - Manners

3rd - Way of Going

4th - Appropriateness and fit of vehicle & harness.

Quality of Performance:

- The assessment of the overall quality of the performance should take into consideration the style of movement, transitions between gaits, 'on the bit' and overall outline, attitude, ability to be guided by the reins, the quality of the rein back, and the ability to stand quietly in the line-up.

Manners:

- Manners can be translated to the obedience of the horse while working in the harness.
- The horse should follow instructions from the driver/whip willingly, the horse should not resist the bit, throw the head, wring the tail, and buck or kick.

Way of Going:

- The movement of the horse is paramount to the overall impression of the performance.
- The impulsion of the horse, the length of stride, the elevation of the knee and hock, the ability to drive through the corners of the ring without losing stride, the upward and downwards transitions from the walk to collected trot to the working trot, the ability to relax with a steady stride, and a balanced way of moving the front and hind legs.
- Your horse should work with Balance, Flexion, Cadence, Impulsion, Extension & Suspension.

Appropriateness and fit of vehicle and harness:

- Vehicle & harness should fit your horse, be safe and well maintained, with them being correct for the type of turnout.
- The vehicle should be lightweight and a proportional size for the horse.

ROADSTER DRIVING

General Rules

Drivers must wear colours, trousers, boots, safety helmets and carry a suitable whip.

To be shown in a sulky (two wheeled cart with stirrups and no basket).

Your vehicle & harness should fit your horse, be safe and well maintained

Gaits

Jog Trot:

- The horse must display a slow, short true trot

Road Gait:

- The horse must show a steady but brisk trot. The hind feet should at least touch the ground in the footprints of the forefeet.

Drive on Trot:

- The horse should show definite extension of both paces and cover as much ground as possible while maintaining

the trot. Breaks of pace are acceptable providing the trot is re-established without gaining ground

Basis of Judging

Horses should be judged in the following order:

1st - Way of going in each pace and the smooth transitions between them

2nd - Quality of Performance

3rd - Manners

Way of going

- The movement of the horse is paramount to the overall impression of the performance, the impulsion of the horse, the length of stride, the ability to drive through the corners of the ring without losing stride, and a balanced way of moving the front and hind legs.
- At speed, the trot should be in balance with long reaching action in front and with straight true movement.
- Pacey or mixed gaited horses that pace or rack will be penalised.

Quality of Performance

- The overall quality of the performance should have style of movement, good transitions between gaits, a good overall outline, and head set with legs working beneath them.
- Roadster horses should have animation, brilliance and show ring presence.

Manners

- Manners can be translated to the obedience of the horse while working in the harness.
- The horse should follow instructions from the driver/whip willingly, should not resist the bit, throw the head, wring the tail, and buck or kick.
- Manners are a lower consideration providing other competitors do not become disadvantaged.

A horse that has not demonstrated distinct gaits and smooth transitions (change of gaits) should not be placed over a horse that has demonstrated greater ability but has had a minor or incidental break in gait.

Workout

Roadster horses must enter the ring in a clock wise direction at a Jog Trot, then show at the Road Gait, turn counter clockwise at the Jog Trot, show at the Road Gait and Drive On Trot. (The 'Drive On' is only done on the second rein). Horses will not be judged at a walk, although they may be asked to do so for safety when lining up, and are not required to rein back.

Horses should be shown on the rail at all times except when passing.

TRAIL CLASSES

The courses will be posted on the morning of the show.

There will be no more than 8 obstacle/challenges per class.

All courses can be walked by competitors (without horses), along with the show manager and judge/judges before the classes begin, or a time otherwise stated.

You have a maximum of 60 seconds to complete each obstacle.

If this time is exceeded at any of the disciplines the judge or ring steward will ask you to proceed on to the next obstacle.

No entering into or walking on obstacles, unless specified, in the displayed trail course.

You should not touch your horse with any part of your body.

Physically hitting of the horse with the lead or any other object is prohibited.

A standard halter is to be used with no chain on the halter or lead. Rope halters are not allowed.

Bits are NOT permitted.

No clickers and no food can be used to entice your horse around the course.

Basis of Judging Trail

Credit will be given for horses that move quietly, confidently, obeying the handler's commands without fear, hesitation or resistance.

Handlers should permit their horse to lower the head on approach to sight the obstacle.

Points will be deducted when an obstacle is not negotiated correctly. For example the horse steps outside of or off the obstacle, a handler steps into or on to an obstacle when it is specified that they shouldn't.

If a handler wishes to be excused from an obstacle without attempting it, they must acknowledge the judge that they wish to be excused.

Penalty points will also be deducted for:

- Intimidation of horse resulting in obvious distress to the horse
- Touching or pushing the horse or holding the halter
- Zero points will be awarded for an obstacle where the handler asks to be excused from attempting an obstacle, or for completing an obstacle from the wrong direction or in the wrong sequence

Disqualification will occur for any of the following:

- Leaving the arena before the course is completed, where the handler did not acknowledge the judge that they wished to be excused from an obstacle that was not attempted
- Baiting (or pretending to bait) eg. with food, to encourage a horse to perform
- Hitting the horse, or abusive rough handling or ill temper by the handler

GENERAL RULES FOR ALL JUMPING CLASSES

A standard flat fitting halter is to be used with no chain on the halter or lead.

Rope halters are **NOT** permitted.

Bits are **NOT** permitted.

A whip is **NOT** permitted to be carried and/or used for either warm up or in the ring.

It is also **NOT** permitted to use the horses lead rope to hit your horse.

A warm up jump shall be offered at least 10 minutes before the start of classes.

All courses can be walked by competitors (without horses), along with the show manager/official and judge/s before the classes begin.

Faults:

- **Knock down (of a rail and/or jump stand/s, includes by the horse, handler and/or tack).**

Elimination will occur for any of the following:

- Two refusals/run outs at the same jump.
- Three disobedience's over the course - a refusal, run out or unnecessary circling.
- Jumping a jump before it has been reset, if knocked down.
- Off course - jumping a jump from the wrong direction or in the wrong order, including failing to pass through start and/or finish lines/cones.
- Hitting of the horse, including with the end of the lead rope.
- Carrying of a whip
- Use of a bit and/or chain
- Broken tack
- Fall of horse or handler

HUNTER CLASSES

There will be no more than 7 jumps per class.

The Hunter classes will be judged on the following basis:

Way of Going

- Credit will be given to horses that cover the course at a smooth even pace, with free flowing strides, as in a brisk trot or canter. (Penalties will be incurred by horses that fail to maintain the same gait throughout the course).
- leads well and is tuned to the handlers body language

Style

- Credit will be given to horses with a correct jumping style that meets each jump squarely, in stride (ie. no interruption to their rhythm)
- Jumps at the centre of the jump.
- Has good impulsion from the hind
- Is a scopey jumper, who is looking past the fence attentive for the next fence
- A good jumper will fold well front & rear and rounds nicely over the fence.

Penalties may be given for the following:

- Horses that demonstrate bad manners eg. rearing, bucking, kicking, spooking, shying or wringing the tail.
- Overly strong and charges fences, and pulls handler or runs into handler
- Shortens stride and impulsion in front of a fence

- Looks to and/or jumps from the bottom of a fence
- Hangs legs, front or rear or both, pops or is inverted over jumps
- Jumps too big or is a dangerous jumper

Faults:

- Run-out, refusal - 4
- Knockdown - 3

A horse that faulted may be placed over a horse that didn't, if the judge awarded that horse strong points for the rest of the jumps & way of going/style/manners.

JUMP HEIGHTS FOR HUNTER CLASSES

Jump heights will not necessarily be set at these heights and not all jumps will be at maximum height. Jumps will not exceed the following:

Introductory – Cat A - 18" – Cat B - 20" – Cat C - 22"
 Youth – Cat A - 18" – Cat B - 20" – Cat C - 22"
 Novice Horse – Cat A - 24" – Cat B - 28" – Cat C - 30"
 Open Horse – Cat A - 28" – Cat B - 32" – Cat C - 34"

4 BAR CLASSES

This is a jumping competition where horses start by jumping 4 similar jumps arranged in a straight line that gradually increase in height with each 'round'.

No Cat A jump shall exceed 42", no Cat B jump shall exceed 46".

The start line shall not be closer than 4.2m from the first jump in a direct line of approach. Jumps shall be a minimum of 3.8m apart for A's and 4.2m for B's, ground lines are compulsory.

All horses that successfully complete the first 'round' jumping all four jumps with no faults at any fence will continue onto the next round where fence/s will be raised by no more than 2".

The competition shall continue in this manner with fence/s being raised in each 'round' until a horse/s incur a fault. This horse/s is then retired from the competition with its placing to be determined.

Where more than one horse incurs a fault in the same 'round', the horse/s that fault at a fence later in the 'round' shall be placed higher over horse/s who fault at an earlier fence in the same 'round'.

Where two or more horses fault on the same fence, placing's will be determined by the type of fault incurred.

A knock down shall place over a refusal or a run-out. Where two or more horses finish with the same result an equal placing shall occur.

Placings shall then be determined in this manner, there will be no jump-offs.

Faults:

Knock down of rail, refusal, run-out.

Elimination shall occur for:

Off course, knock down of jump by horse or handler, fall of horse or handler, jumping of jump by handler, loose horse, broken tack, abuse of horse by handler, unsound horse, judge declares the horse unfit to continue, hitting the horse with the lead, handler retires the horse.

FAULT AND OUT

A high jump competition where horses entered are required to repeatedly jump a single jump with the height being raised in (increments of between 1" - 4"), after the last horse has completed the jump in each 'round'.

As each horse/s are eliminated in each 'round'; the winning horse remains.

A ground line must be used, with fillers added as the height of the top pole increases.

Where two or more horses are eliminated in the same 'round', they shall be placed as follows:

- A horse that knocks down a rail shall be placed above a horse that refuses, or runs out or where the horse and/or handler knocks the jump stand/s – if all horses incur the same fault then they shall receive equal placing's.

Where all horses are eliminated in the same 'round' they shall jump off at the height of the previous 'round' and continue if required.

The judge may choose to award equal placing's in the interest of the horses welfare.

Elimination in each 'round' will occur for:

- Refusal, run-out, knock down of rail or jump stand/s by horse, handler &/or tack.
- Handler chooses to retire the horse.
- Judge declares horse unfit to continue.

MASTERS WALK, TROT, JUMP

The course will consist of start cones, 4 trot poles followed by 2 jumps and finish cones all constructed in a straight line.

Cat A trot poles to be: 20"/500mm pole centres

Cat B trot poles to be: 24"/600mm pole centres

Cat C trot poles to be: 28"/700mm pole centres

Distance from last trot pole to first jump and between jumps to be:

Cat A 12' 5"/3.8M - Cat B 13' 8"/4.2m - Cat C 15'/4.6m

Jump heights to be: Cat A 18" - Cat B 20" - Cat C 22"

To be judged on the handlers ability to ensure the horse has smooth fluid lines between fences / poles, to control the pace, and balance of the horse between the fences/poles, position the horse centrally on the approach to the jump/pole, allow sufficient freedom of the horses head over the jump, and the efficiency in re-establishing the horses rhythm and pace after each jump.

***Tipping/knocking of trot poles will be marked as a fault, the jumps are to be judged in conjunction with hunter rules.**

VERSATILITY CLASS

1. The horse shall be driven/shown as a pleasure driving horse, breed conformation and hunter classes, in that order.
2. Once the horses come into their lineup, after their harness class, grooms/headers (1 per horse), are allowed in for a 2 minute untacking period. Your horses bridle **MUST NOT** be removed until your horse is unhitched from it's cart. If this rule is not followed you will be eliminated.
3. The horses performance halter is to be used for the breed and hunter classes and may be worn under your harness bridle. The halter is to have no chain on the halter or lead.
4. At the end of the 2 minute period, grooms shall leave the arena with the carts and all tack, and the horses are then asked to follow the direction of the ring steward to line up for inspection at halter.
5. Horses are to remain in the same order for the rest of the class for the conformation and hunter judging.
6. The hunter requirements for judging: faults and elimination are the same as specified for hunter classes.
7. There shall be two to four fences in the hunter class.
8. Horses do not leave the ring between classes.
9. All three divisions count equally.
10. Horses must complete all three divisions, without disqualification, to be eligible for a placing.
11. With permission from show management, a competitor may use a runner for the hunter division only and this person is to be the same person that was used as the groom/header. The runner can only be used by one horse/handler.
12. The horse and driver combination must have had at least three outings at shows with company and no first year drivers may enter this class for safety reasons.
13. Depending on numbers the harness section may be split for safety reasons.

ENTRY REFUNDS

No refunds on entries will be given unless a vet certificate or doctors certificate is received within 7 days of the show being held. A maximum of 80% will be given. Notification must be received by the show manager before the commencement of the show.

POINTS SYSTEM FOR ALL ROUND CLASSES AND SUPREME PERFORMANCE

Champion place – 10 points; Reserve Champion – 8 points; Third place – 6 points; Fourth place – 4 points; Fifth place – 2 points

When competing with 5 or more horses. **This is for performance only, NO OTHER CLASSES.**

Harness Classes: Pleasure Driving & Roadster are to be scaled by 1.5.

Champion place – 2 points

When competing with 1 horse.

Champion place – 4 points; Reserve Champion place – 2 points

When competing with 2 horses.

Champion place – 6 points; Reserve Champion place – 4 points, Third place – 2 points

When competing with 3 horses.

Champion place – 8 points; Reserve Champion place – 6 points, Third place – 4 points; Fourth place – 2 points

When competing with 4 or more horses.

National Grand Champion – 5 points; Reserve National Grand Champion – 3 points

There will be no ties.

If there is a tie, placings will be counted back to number of champions then number of reserve champions and so on.

If results still tie the judge will be asked to make the decision and the judges decision will be final.

DISCLAIMER

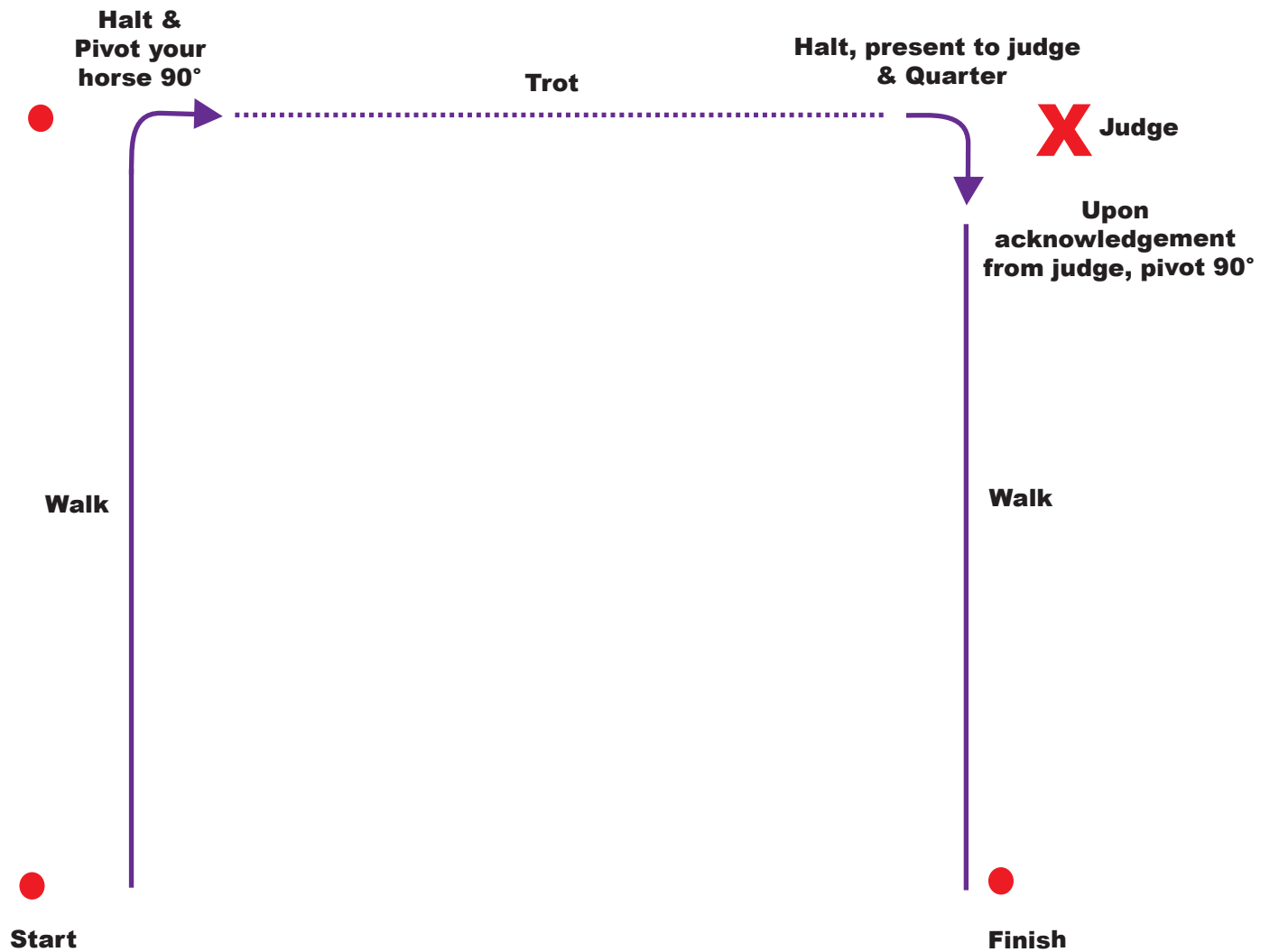
All horses, exhibitors and spectators enter the grounds at their own risk. The organisers and associated people/ organisations are not responsible for any damage, injury or loss that may occur.

Whilst every care has been taken to ensure the safety of the grounds and equipment the responsibility for ensuring individual safety of persons and property rests with the owner and the exhibitor/guardian, and AIMHCNZ will not be held liable for any loss or injury incurred. By entering the show, the owner and/or exhibitor/guardian indemnifies AIMHCNZ, the committee of AIMHCNZ and the Show Staff from any/all liability for damage/injury caused as a result of the owner and/or exhibitor/guardian or their horses actions or inactions.

All Youth under 18 years, whether they are competing or not, are to be under direct adult supervision whilst on the Show Grounds.

If there is a conflict of rules, or if something arises that is not included in these rules then the AIMHCNZ show committees' decision will prevail.

SHOWMANSHIP PATTERN 1



Line Up



Enter the ring in back number order and walk to the start cone.

You will be acknowledged by the judge when to start.

Walk in a straight line to the second cone halt & pivot your horse 90°.

Trot in a straight line to the judge, halt and present to the judge, acknowledge when you are ready.

Carry out quatering as the judge walks around your horse.

The judge will acknowledge when they are ready for you to proceed.

Pivot your horse 90° and walk to the finish cone.

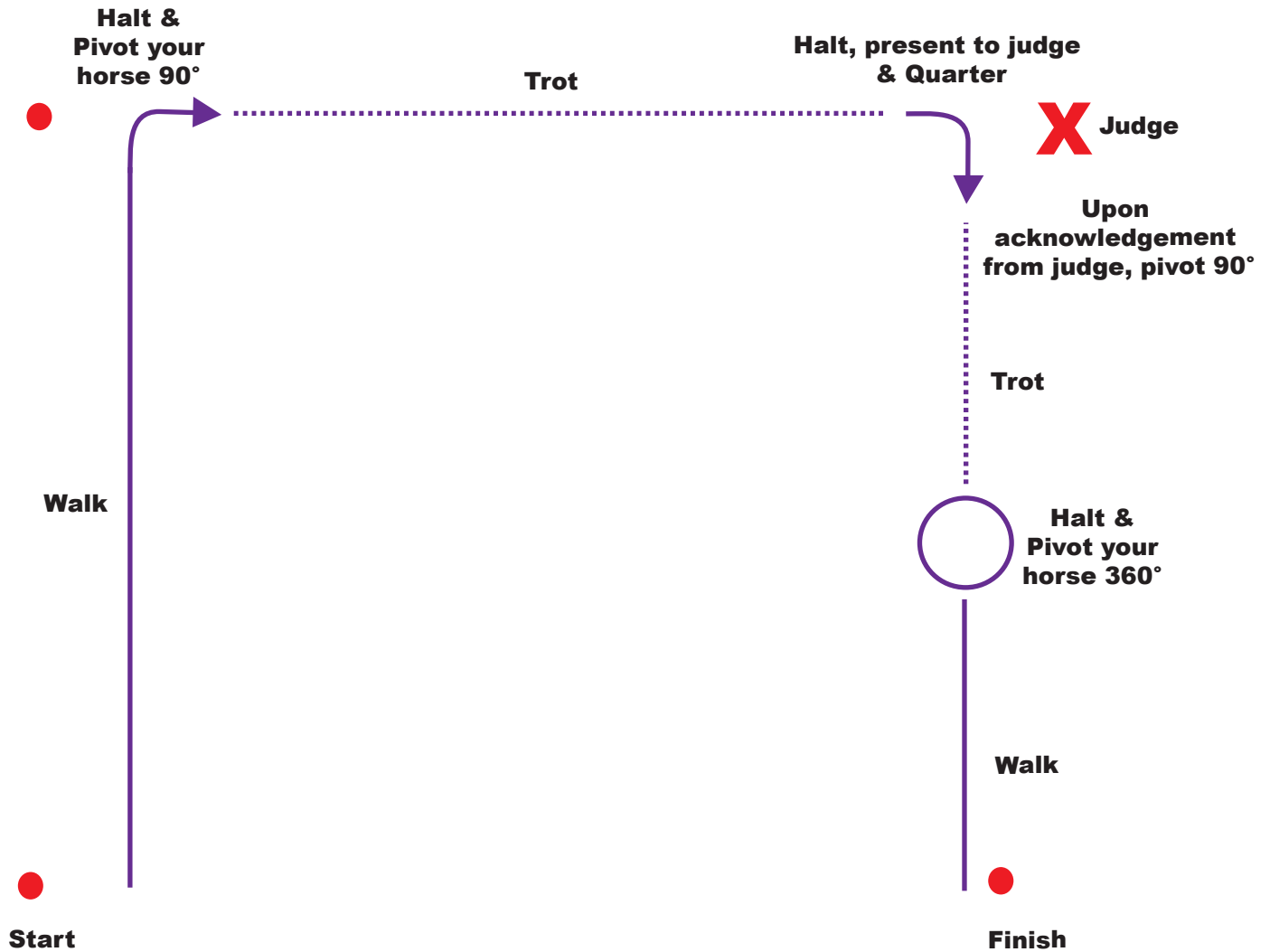
Acknowledge to the judge when you are finished & leave the ring at a walk.

Once all competitors have completed the pattern you are to re enter the ring and line up in the order that you went in for final inspection by the judge.

Remember that you are being judged at all times whilst in the ring.

You will be presenting to the judge unless instructed otherwise.

SHOWMANSHIP PATTERN 2



Line Up

X X X X X X

Enter the ring in back number order and walk to the start cone.

You will be acknowledged by the judge when to start.

Walk in a straight line to the second cone halt & pivot your horse 90°.

Trot in a straight line to the judge, halt and present to the judge, acknowledge when you are ready.

Carry out quatering as the judge walks around your horse.

The judge will acknowledge when they are ready for you to proceed.

Pivot your horse 90° and trot to the centre between the judge and the finish cone.

Pivot your horse 360° and walk to the finish cone.

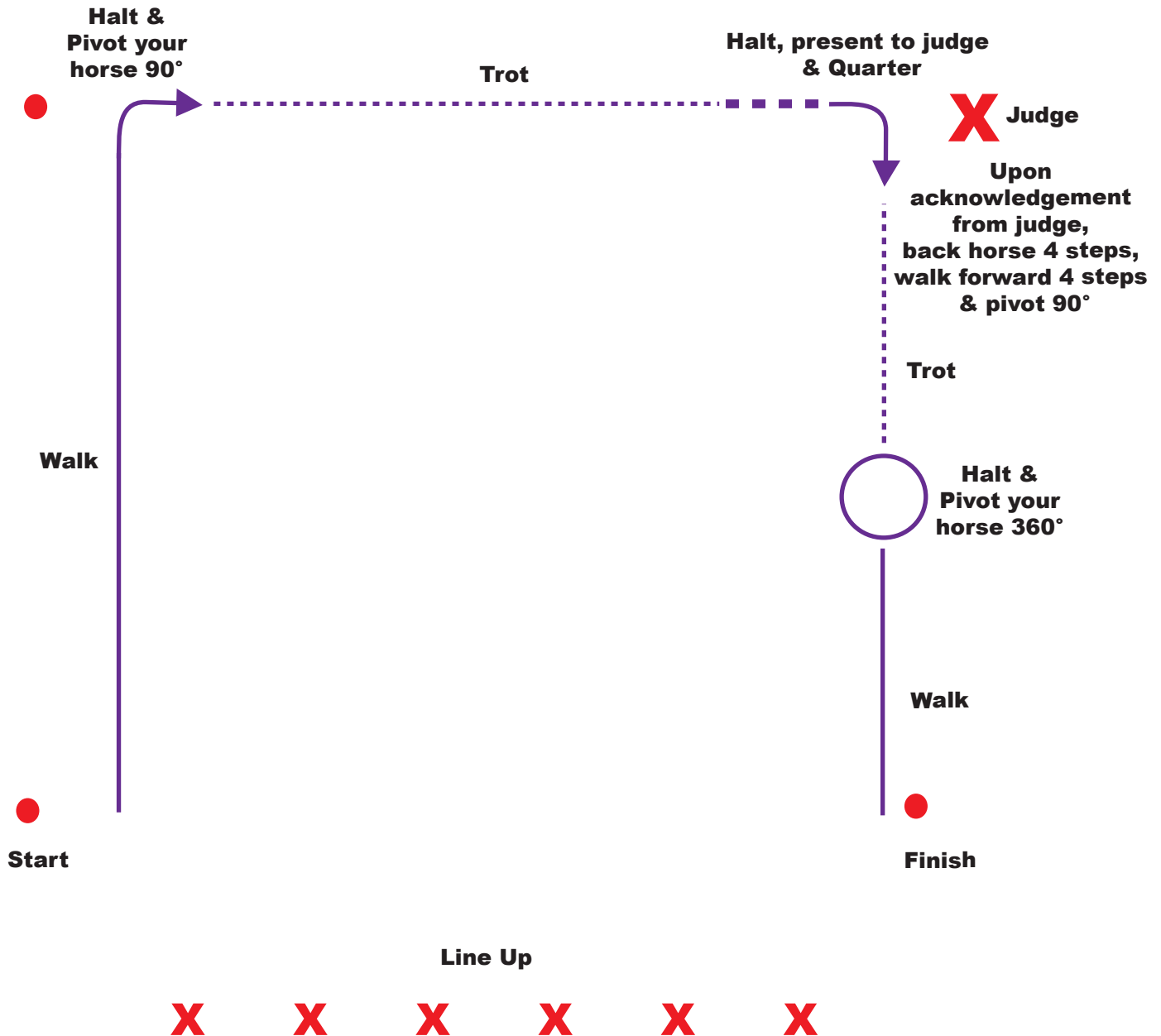
Acknowledge to the judge when you are finished & leave the ring at a walk.

Once all competitors have completed the pattern you are to re enter the ring and line up in the order that you went in for final inspection by the judge.

Remember that you are being judged at all times whilst in the ring.

You will be presenting to the judge unless instructed otherwise.

SHOWMANSHIP PATTERN 3



Enter the ring in back number order and walk to the start cone.

You will be acknowledged by the judge when to start.

Walk in a straight line to the second cone halt & pivot your horse 90°.

Trot in a straight line to the judge, halt and present to the judge, acknowledge when you are ready.

Carry out quatering as the judge walks around your horse.

The judge will acknowledge when they are ready for you to proceed.

Back your horse 4 steps, walk forward 4 steps & pivot your horse 90° and trot to the centre between the judge and the finish cone.

Pivot your horse 360° and walk to the finish cone.

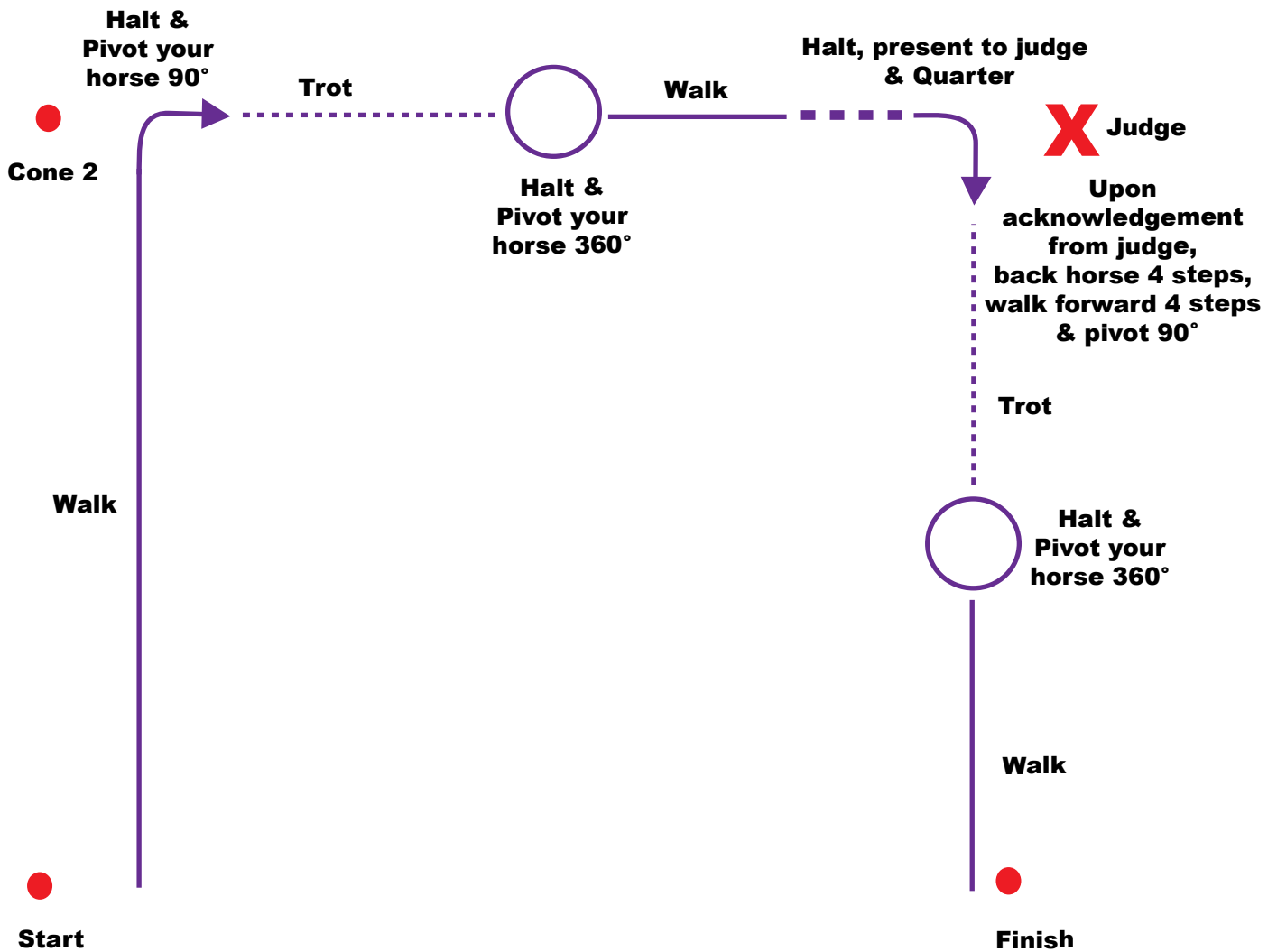
Acknowledge to the judge when you are finished & leave the ring at a walk.

Once all competitors have completed the pattern you are to re enter the ring and line up in the order that you went in for final inspection by the judge.

Remember that you are being judged at all times whilst in the ring.

You will be presenting to the judge unless instructed otherwise.

SHOWMANSHIP PATTERN 4



Line Up



Enter the ring in back number order and walk to the start cone.

You will be acknowledged by the judge when to start.

Walk in a straight line to Cone 2, halt & pivot your horse 90°.

Trot to the centre between Cone 2 and the judge.

Pivot your horse 360° and walk to the judge, halt and present to the judge, acknowledge when you are ready.

Carry out quatering as the judge walks around your horse.

The judge will acknowledge when they are ready for you to proceed.

Back your horse 4 steps, walk forward 4 steps & pivot your horse 90° and trot to the centre between the judge and the finish cone.

Pivot your horse 360° and walk to the finish cone.

Acknowledge to the judge when you are finished & leave the ring at a walk.

Once all competitors have completed the pattern you are to re enter the ring and line up in the order that you went in for final inspection by the judge.

Remember that you are being judged at all times whilst in the ring.

You will be presenting to the judge unless instructed otherwise.

SHOWMANSHIP QUARTERING

This system is used when presenting your horse to the judge.

Quartering lets the judge see every part of the horse and how well you present him.

The quartering system breaks the horse up into four quadrants.

First, square your horse up for inspection.

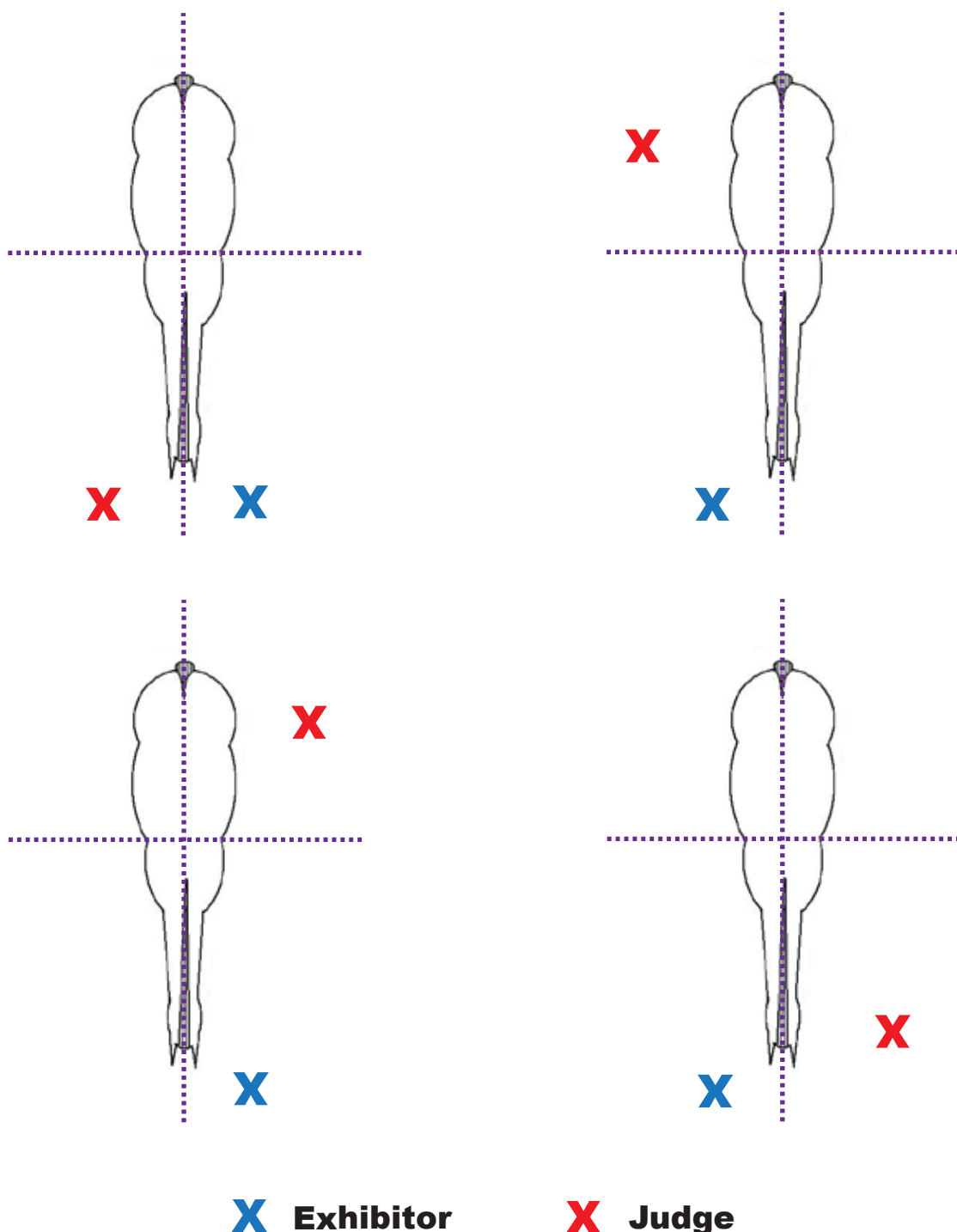
As the judge walks around the horse and moves through each quadrant you will move according to the judge's location.

As soon as the judge passes the imaginary line you need to move to the other side of your horse's head.

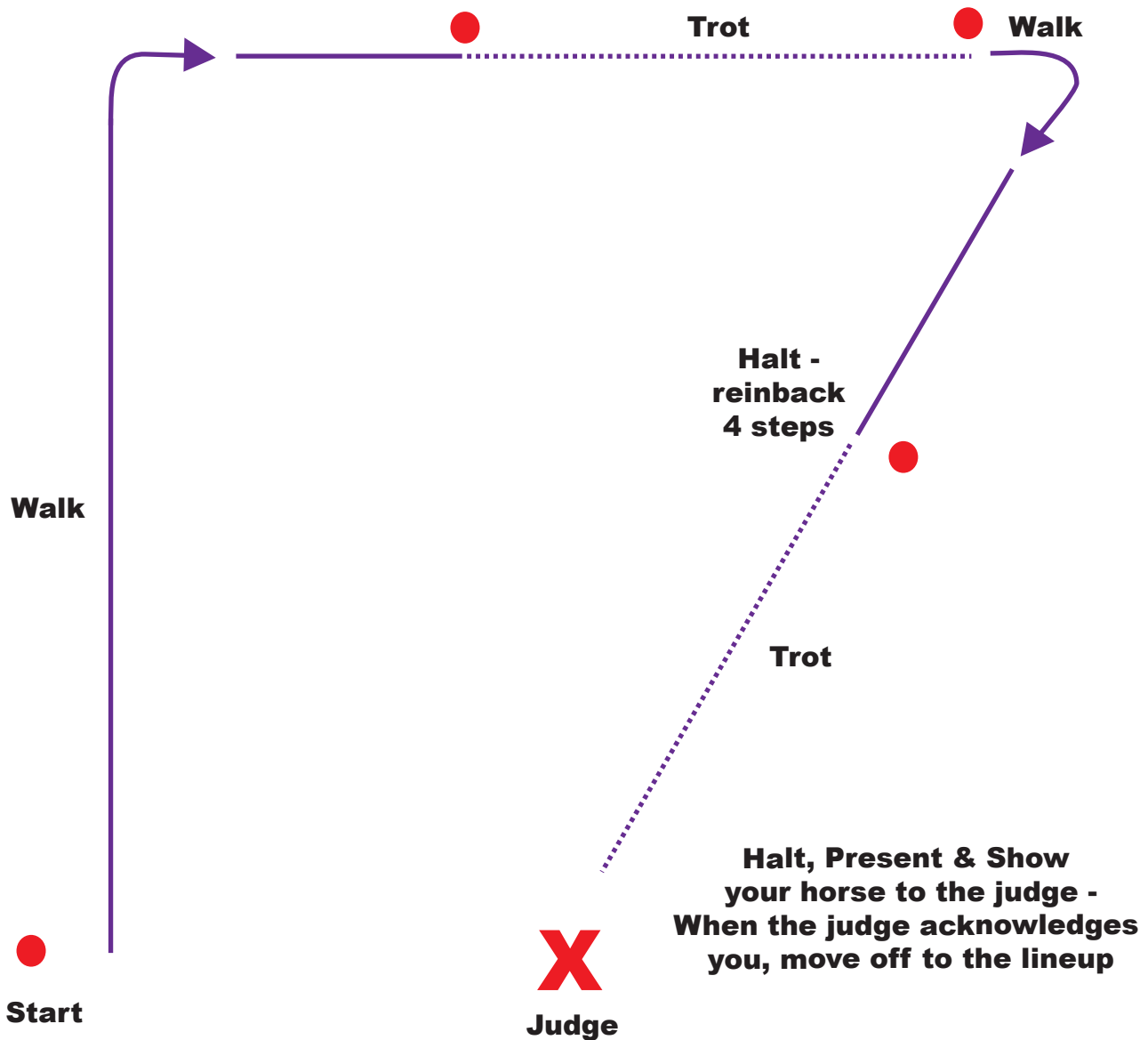
If the judge moves from the front to the rear quadrant you will move to the front quadrant on the same side as the judge.

If the judge moves from the rear quadrant to a front one you will move to the one on the opposite side.

When the judge is at the back of the horse you will stay on the same side, but when he moves to the horse's front end you will have to move to the opposite side of the horse.



MASTERS HANDLER WORKOUT



LINE UP